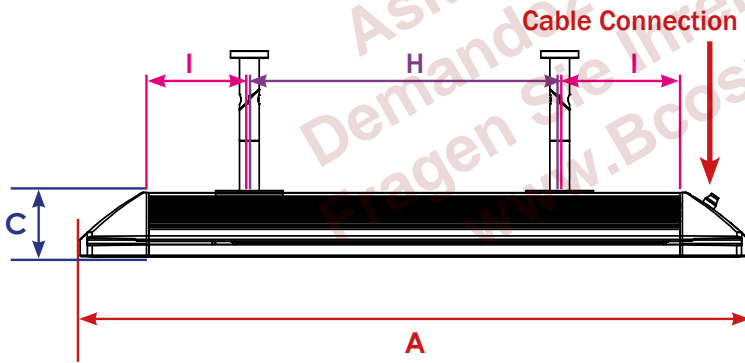
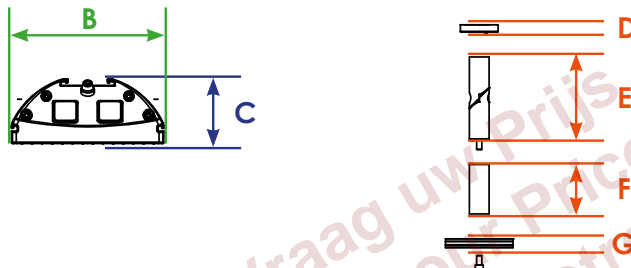
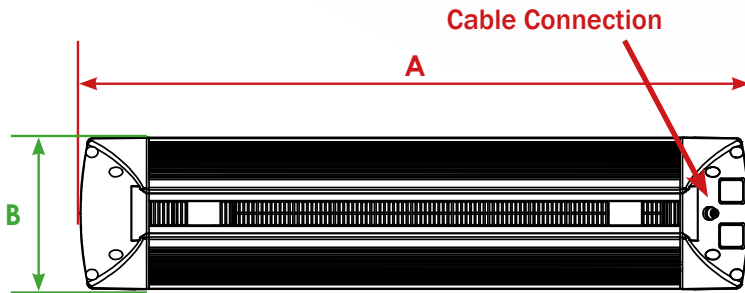



TECHNICAL DATA

HEATSCOPE Spot power heater

Voltage	220-240 V AC ~ - 50/60 Hz
Power	1600 W / 2200 W / 2800 W
Amperage	6.96 A / 9.57 A / 12.17 A
Cable	1.1 m / 3 x 1.5 mm ² oder 1.1 m / 4 x 1.5 mm ²
Temperature surface	400 °C
Temperature housing	max. 150 °C
Filament temperature	1200-1300 °C
Colour temperature	1550-1650 K
max. power in	ca. 15 sec.
Visible light	< 600 Lumen
recommended installation height	min. 1.8 m / max. 3 m
IP safety class	IP 24 (well covered or with optional weather shield)
Control	manually/external: ON/OFF + 100%, 50% or: via IR-Remote Control ON/OFF + 100%, 50%
accessories (included)	mounting equipment for wall and ceiling mounting
accessories (optional)	FREE design stand, LIFT for flush ceiling installation, weather shields, double mounting brackets, 60mm, 100mm, 300mm, 500mm mounting extensions

HEATSCOPE SPOT



	A	B	C	D	E	F	G	H	I
MHS-SM1600 MHS-SP1600	670 mm							≤ 240 mm	≥ 135 mm
MHS-SM2200 MHS-SP2200	810 mm	184 mm	78 mm	9 mm	100 mm	60 mm	11 mm	≤ 300 mm	≥ 175 mm
MHS-SM2800 MHS-SP2800	884 mm							≤ 370 mm	≥ 175 mm